

# UV Sensor Module

## GUVB-T11GM-LA



### Description

UV sensors of Genicom make the photocurrent under UV light but the level of photocurrent is very low. This small signal is not easy to be checked by normal current measure equipments and it is not to fit input signal of analog-to-digital converter (ADC).

### Features

- Single Supply Voltage
- Voltage Output

### Applications

- UVB Lamp Monitoring




Fig1. Board Overview (Size : 28×17×9 mm<sup>3</sup>)

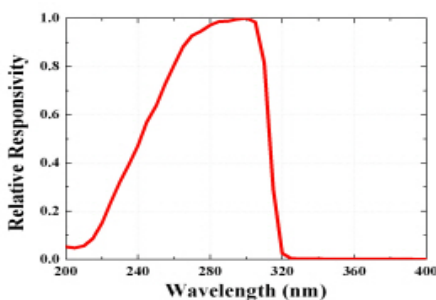
### Absolute Maximum Ratings

Parameter	Symbol	Min.	Typ.	Max.	Unit	Remark
Storage Temperature	T <sub>st</sub>	-40		90	°C	
Operating Temperature	T <sub>op</sub>	-30		85	°C	
Supply Voltage	V <sub>cc</sub>	1.8		5.5	VDC	
Soldering Temperature	T <sub>sol</sub>			260	°C	Within 10 sec

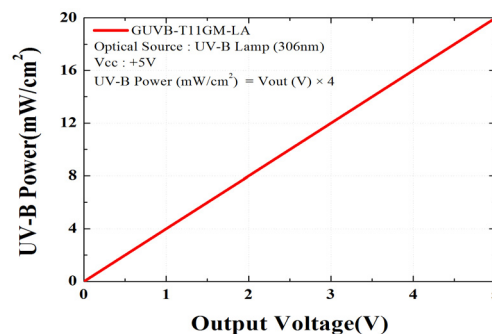
### Electro-Optical Characteristics (at 25 °C)

Parameter	Symbol	Min.	Typ.	Max.	Unit	Remark
Supply Voltage	V <sub>cc</sub>	1.8		5.5	V	DC
Supply Current	I <sub>Q</sub>		0.05		mA	
Spectral Detection Range	λ	220		320	nm	10% of Max.
Output Voltage	V <sub>out</sub>	0		5	Vdc	
Detection Power Range	P	0		20	mW/cm <sup>2</sup>	V <sub>cc</sub> =5V
Response Time	T		10		ms	

### Relative Responsivity



### Output Voltage along UV power



### Caution

ESD can damage the device hence please avoid ESD. Insulate the cap of TO-CAN or it can cause malfunction of the device.